



Light
is our passion

30W 0-10V 'Dim to Dark' LED Drivers

Input characteristics

Input voltage AC	120-250V (ENEC approved) 120-277V (UL approved)
Input voltage DC	120-250V
Input current	0.35A max
Input frequency	50-60Hz
Efficiency @ full load	/A: 84%, /B: 85% and /S: 85%
Efficiency @ 2/3 load	/A: ≥82%, /B: ≥83% and /S: ≥83%
Power factor @ full load	>0.9
THD @ full load	<20%
Inrush current	negligible: 30mA ² s @ 277V
Surge protection	2kV DM, 2kV CM
Standby power	<0.5W

Output characteristics

LED output power	30W max
LED output current range	/A: 150-1,050mA (settable) /B, /S: 150-1,400mA (settable)
LED output current resolution	programmable in 1mA steps
LED output current tolerance	+/- 5%
LED outputs	1 (UL Class 2)
LED output voltage range	2-55V

Control characteristics

Control channels	1
Dimming protocol	0-10V
Dimming range	100%-0%
Dimming method	Hybrid HydraDrive
Dimming curve	logarithmic, linear, soft linear, square
Driver configuration	with TOOLbox pro and FluxTool
0-10V isolation	to line voltage input: 1500V to LED output: 3750V
0-10V current draw	<2mA

Protection

LED output short	yes
Overload	yes
Reverse polarity	yes, for LED output
Restart after protection	yes

Product offering



SOLOdrive 361/A

P/N: **SL0361A3**

SOLOdrive AC, 30W, 0-10V, constant current, 1x 55V output, side feed, plastic long



SOLOdrive 361/B

P/N: **SL0361B2**

SOLOdrive AC, 30W, 0-10V, constant current, 1x 55V output, bottom feed, metal square

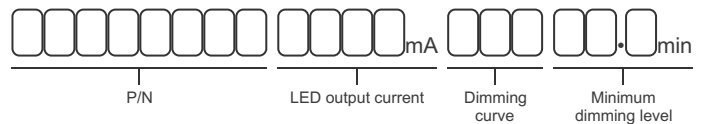


SOLOdrive 361/S

P/N: **SL0361S2**

SOLOdrive AC, 30W, 0-10V, constant current, 1x 55V output, side feed, metal square

Order number configuration



P/N: for LED driver part number, see 'Product offering' above.

LED output current: in 1mA steps, e.g. "0258", "888", etc.


Dimming curve: enter "LOG" for a logarithmic, "LIN" for a linear, "SLN" for a soft-linear, or "SQU" for a square dimming curve.

Minimum dimming level: write to one decimal place, e.g. "05.0" for 5%, "07.5" for 7.5%, "10.1" for 10.1%, etc. Leave blank if default minimum dimming level (0.1%) is required.

Dimensions, weight and packaging

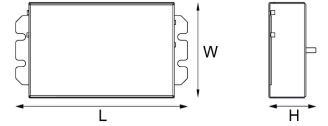
SOLOdrive 361/A

LxWxH	210x40.4x33.5mm / 8.27x1.59x1.32in
Weight	225 g / 7.94 oz
Items per carton	50 pcs



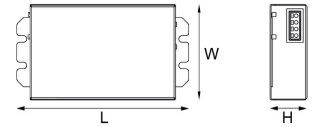
SOLOdrive 361/B

LxWxH	130x72x34.4mm / 5.12x2.83x1.35in
Weight	285.5 g / 10.07 oz
Items per carton	40 pcs



SOLOdrive 361/S

LxWxH	130x72x28mm / 5.12x2.83x1.10in
Weight	285.5 g / 10.07 oz
Items per carton	40 pcs



Standards and certifications

Standards compliance

EN	61347-1/-2-13, 62384, 55015, 55022, 61000-3-2, 61547
UL, Recognized Component	UL 1310, UL 8750 (Class 2 output) Type TL LED driver (excluding /A)
FCC	47 CFR Part 15 class B
RoHS	RoHS2

Certifications




Wiring Specifications

Wire type	AWG 20-16, 0.5-1.5mm ² solid or stranded copper
Wire strip length	9mm / 0.35in
Recommended mains wires	for 361/A: H03/H05VVH2-F, 2x0,75 mm ² (flat) H03/H05VV-F 2x0,75 mm ² (round)
/A: For independent and remote usage	Max. cable length from LED driver to LED load is 2 meter

Wiring diagrams

SOLOdrive 361/A



SOLOdrive 361/B



SOLOdrive 361/S



Thermal protection

External NTC thermistor	throttling @ 70 °C / 158 °F (settable)
External thermistor value	47kΩ
Recommended thermistors	238164063473 (leaded) NTCASCWE3473J (screw)

Thermal specification

Ta operating range	-20°C ... +50°C / -4°F ... +122°F
Tc max	/A: 85°C/185°F, /B, /S: 80°C/176°F
Tc lifetime	/A: 80°C/176°F, /B, /S: 75°C/167°F
Lifetime @ Tc lifetime	50,000 hours
Type TL	/B, /S: @1400mA: Tref 54°C/129.2°F, max 81°C/177.8°F

Warranty

Warranty period	3 years
-----------------	---------