



Every shade
of light

Consistent, Quality, Tunable White and Dim to Warm Control in the Driver

LightShape technology intelligently manages light in dynamic lighting applications

Whether it's Tunable White, Dim to Warm, or even multi-spectra solutions, LightShape reduces the challenge of ensuring tens, hundreds, or even thousands of luminaires behave identically as the light is changed and provides the quality of light demanded by clients.

Because LightShape is embedded in eldoLED drivers, it is agnostic with respect to protocols and control systems. This minimizes the time and effort needed for on-site programming and avoids quality of light being compromised in negotiations between manufacturers, specifiers, and system integrators.

LightShape takes the complexity out of dynamic white lighting and enables the creation of intuitive Tunable White and Dim to Warm lighting applications with standard controls, drivers and LED modules. How?

- Supporting multiple control interfaces: 0-10V, DALI-2, LEDcode, nLight, BLE.
- Defining optimization goals.
- Calculating dimming profiles for intensity, color temperature, and drive current.
- Storing and sharing programmed profiles, so you can re-use them easily.
- Dimming smooth down to 0.1%.
- Enabling smooth transitions between intensity levels and color points.
- Ensuring no harmful flicker or color separation.

Dim to Warm and Tunable White

LightShape technology supports Dim to Warm and Tunable White distributed applications.

Dim to Warm replicates the behavior of an incandescent bulb, becoming warmer and redder in color as it is dimmed.




Achieving the same effect from an LED solution requires precise mixing of multiple LEDs with different colors and different technical characteristics.

Tunable White allows light intensity and color temperature to be adjusted independently of each other, to achieve a very broad range of lighting effects. This capability is at the forefront of Human Centric Lighting, and is being widely deployed in healthcare, educational, and commercial environments.



Whether using lighting to create a particular ambience, keeping artificial lighting in sync with daylight, or even using light to improve the wellbeing of the people using a building, eldoLED drivers with integrated LightShape technology help Human Centric Lighting solutions get implemented more quickly and simply in a wide variety of settings.

Who benefit from LightShape technology?

- **Specifiers** who focus on the lighting design elements and how dynamic lighting can impact their space. Defining the dynamic lighting specifications at the luminaire level versus having to 'engineer' the system.
- **Manufacturers** who work with different light sources and different protocols across their Dim to Warm and Tunable White portfolios, but still want to provide consistent, high quality light.
- **Installers** who benefit from drivers being configured and calibrated in advance at the factory, making installation and commissioning simpler and quicker.
- **Users** who want an easy way to manage Dim to Warm or Tunable White effects from a wired or wireless control device throughout a room, building, or site.



In a typical Dim to Warm installation, light output and color temperature are adjusted together, based on the settings established in LightShape. As the light dims, it warms. These settings can be addressed by virtually any third party control system.



In a Tunable White installation, LightShape allows light output and color temperature to be adjusted independently of each other, based on the settings established by the OEM, lighting designer, or installer. These settings can be addressed by virtually any third party control system.

Put LightShape into action

eldoLED offers a broad set of LightShape-enabled drives and supports multiple control interfaces. Drivers with LightShape can be ordered pre-programmed or they can be programmed by the OEM, or on-site.

eldoLED North-America

One Lithonia Way
Conyers, GA 30012
United States
T: +1 877 eldoLED (+1 877 353 6533)
E: nasales@eldoled.com

eldoLED Europe

Science Park Eindhoven 5125
5692 ED Son
The Netherlands
T: +31 (0)40 782 04 00
E: sales@eldoled.com

eldoLED Asia-Pacific / Beyond Illumination

25 Tagore Lane
#03-06, Singapore G Building
Singapore 787602
T: +65 6455 0018
E: sales@beyondillum.com