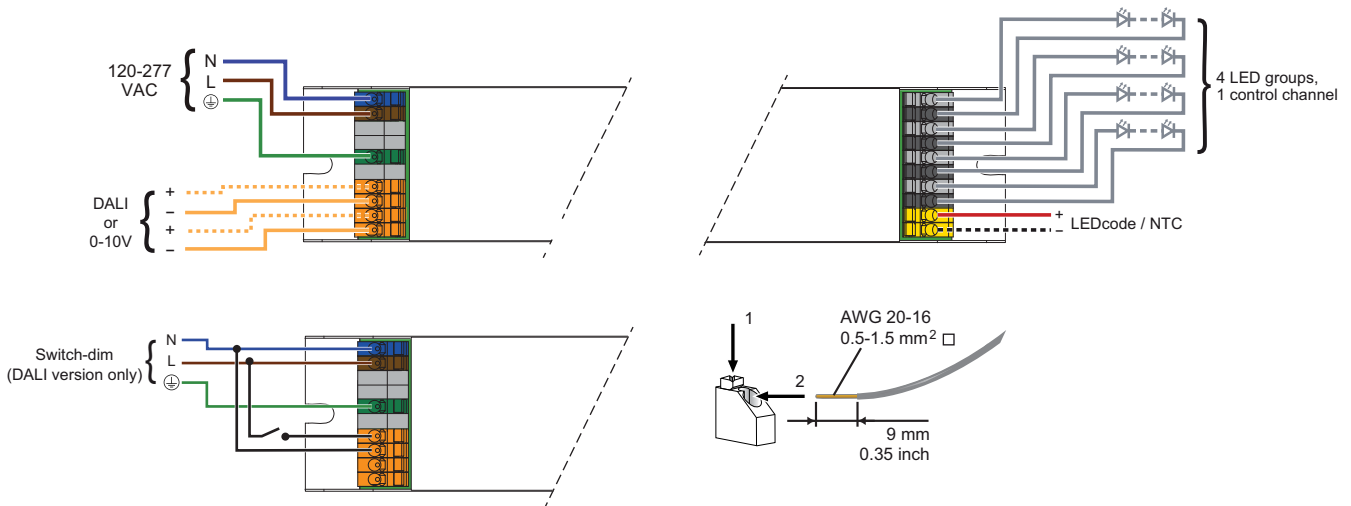




Pay attention when connecting the LED groups:

- polarity reversal results in no light output and often damages the LEDs
- combining + and - of different groups damages the driver



WARNING: Risk of electrical shock. May result in serious injury or death. Disconnect power before servicing or installing.



CAUTION: The device may only be connected and installed by a qualified electrician. All applicable regulations, legislation and building codes must be observed. Incorrect installation of the device can cause irreparable damage to the device and the connected LEDs.

120-277VAC

The driver accepts a universal mains voltage input of 120-277VAC, 50/60Hz.

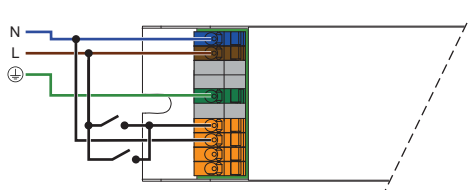
DALI/0-10V

On SOLOdrive 1060, you can use these connectors to connect the driver to a DALI network. Always combine a DA+ and DA- connector for either data input or data output.

On SOLOdrive 1061, you can use these connectors to connect a 0-10V control device or 10kΩ potentiometer, allowing you to turn on/off and dim the light.

Switch-dim

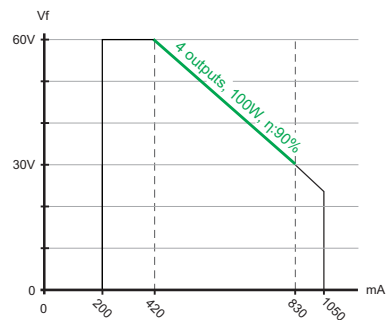
SOLOdrive 1060 also offers switch-dim functionality. Make the connections as indicated in the illustrations to operate the driver and connected LED groups over one or more momentary light switches. Pressing the switch turns the light on or off, pressing and holding it down lets you set the dimming level.



Switch-dim with 2 control points

LED groups

Indicates the location of the connectors for your LED groups. All LED groups are controlled over the same control channel (DALI ballast).



Output voltage vs output current for 4 outputs with symmetrical load
 $V_{f_{typ}}$ is 57V, LED current ranges from 200mA - 1050mA

LED wiring distance

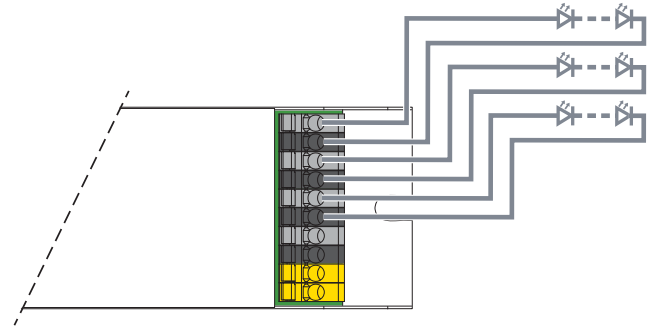
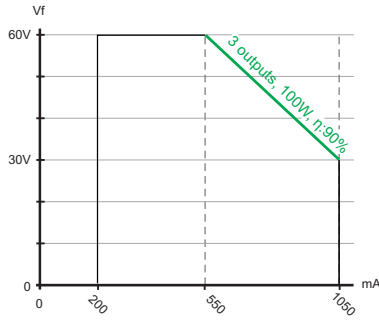
Maximum wiring distance at full load:

AWG value	20	19	18	17	16
Distance (m)	14	18	22	28	36
Distance (ft)	45.9	59	72.2	91.9	118.1

LEDcode/NTC

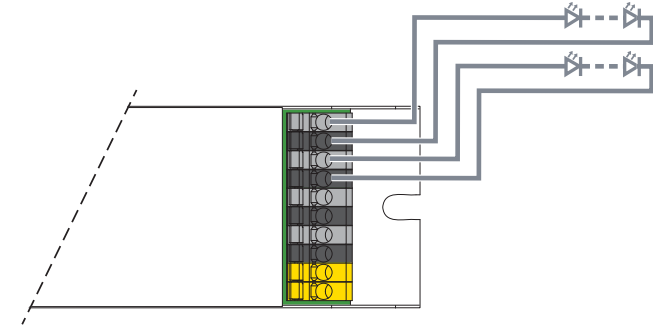
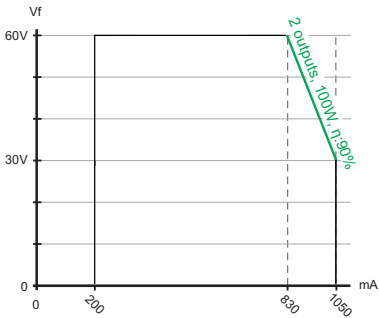
Use these connectors to connect a 47kΩ negative temperature coefficient (NTC) thermistor for closed loop LED engine temperature control.

Connecting 3 LED groups



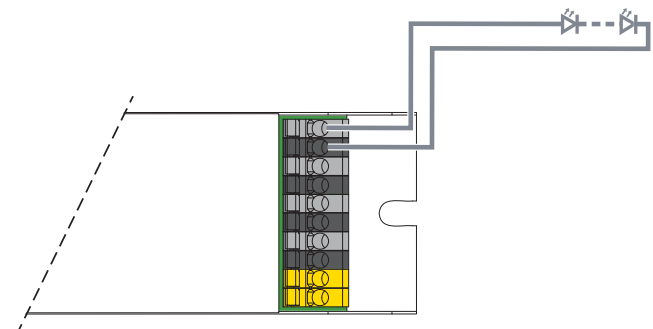
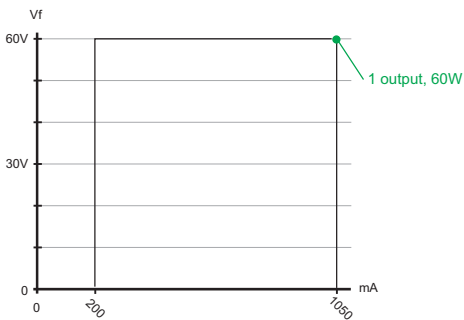
Output voltage vs output current for 3 outputs with symmetrical load
 $V_{f_{typ}}$ is 57V, LED current ranges from 200mA - 1050mA

Connecting 2 LED groups



Output voltage vs output current for 2 outputs with symmetrical load
 $V_{f_{typ}}$ is 57V, LED current ranges from 200mA - 1050mA

Connecting 1 LED group



Output voltage vs output current for 1 output
 $V_{f_{typ}}$ is 57V, LED current ranges from 200mA - 1050mA